



Unaudited
Interim Financial Statements
for the
3rd Quarter Ended December 31, 2024

HONEYWELL FLOUR MILLS PLC

Unaudited Interim Financial Statements - 3rd quarter ended December 31, 2024.

Contents

	Page
1 Director certification report	1
2 Financial summary	2
3 Statement of financial position	3
4 Income statement	4
5 Statement of comprehensive income	5
6 Statement of changes in equity	6
7 Statement of cash flows	7
8 Notes to the interim financial statements	8 -29



CERTIFICATION PURSUANT TO SECTION 60(2) OF THE INVESTMENTS AND SECURITIES ACT, NO. 29, 2007 - QUARTERLY REPORT

We, who are the responsible officers of Honeywell Flour Mills Plc., in compliance with Section 60 (2) of the Investments and Securities Act of 2007, wish to certify as follows;

a That we have reviewed the Unaudited Financial Statements for the 3rd Quarter ended 31st December, 2024 under review.


b That based on our knowledge, the report does not contain:
i) Any untrue statement of a material fact, or
ii) Omit to state a material fact, which will make the statement misleading in the light of the circumstances under which such statement was made;


c That based on our knowledge, the financial statements and other financial information included in the report fairly presents in all material respects the financial condition and results of operations of the company as of, and for the periods presented in the report.

d We:
i) Are responsible for the establishing and maintaining internal controls.
ii) Have designed such internal controls to ensure that material information relating to the company is made known to such officers and others within those entities particularly during the period in which the periodic reports are being prepared;
iii) Have evaluated the effectiveness of the company's internal controls as of date and within 90 days prior to the report;
iv) Have presented in the report our conclusions about the effectiveness of our internal controls based on our evaluation as of that date;

e Although these reports have not been audited, we have taken care to review:
i) All significant deficiency in the design or operation of internal control which would adversely affect the company's ability to record, process, summarized and report financial data
ii) Any fraud, whether or not material, that involves management or other employees who have significant role in the company's internal controls;

f We have identified in the report whether or not there were significant changes in internal controls or other factors that could significantly affect internal controls subsequent to the date of our evaluation, including any corrective actions with regards to significant deficiencies and material weaknesses.


.....
Anders Kristiansson
Director
FRC/2014/ANAN/0000009819


.....
Chadzimura Mathew
Finance Director
FRC/2017/ICAN/00000017014

HONEYWELL FLOUR MILLS PLC

The Board of Directors of Honeywell Flour Mills Plc hereby presents the following unaudited results for the 3rd Quarter ended December 31, 2024

	<u>Unaudited</u>		
	<u>9 months ended</u>	<u>9 months ended</u>	<u>%</u>
	<u>31-Dec-24</u>	<u>31-Dec-23</u>	<u>Change</u>
	<u>N'm</u>	<u>N'm</u>	
Revenue	<u>277,064</u>	<u>123,990</u>	<u>123%</u>
Profit/(Loss) Before Tax	12,283	(8,833)	239%
Taxation	(3,533)	(397)	-790%
Profit/(Loss) for the Period	<u>8,750</u>	<u>(9,230)</u>	<u>195%</u>

By Order of the Board



Osomomen L. Olukoya
FRC/2022/PRO/NBA/004/451605
Company Secretary


HONEYWELL FLOUR MILLS PLC

Statement of Financial Position


as at December 31, 2024

		Unaudited as at	Audited as at
		31-Dec-24	31-Mar-24
	Notes	N'm	N'm
Assets			
Non-current assets			
Property, plant and equipment	7	74,501	81,017
Right-of-use assets	7b	699	722
Intangible assets	6	51	92
		75,251	81,831
Current assets			
Inventories	8	46,466	52,497
Trade and other receivables	9	9,957	2,401
Prepayments	10	27,855	7,167
Cash and cash equivalents	11	8,456	5,070
		92,734	67,135
Total assets		167,985	148,966
Equity and Liabilities			
Equity			
Share capital	16	10,427	10,427
Reserves		19,560	19,388
Retained earnings		1,792	(6,958)
		31,779	22,857
Liabilities			
Non-current liabilities			
Borrowings	12	23,452	28,883
Deferred tax	14	5,343	5,343
Lease liabilities	7b	709	730
Long service award		156	145
Deferred income	12b	1,625	2,229
		31,285	37,330
Current liabilities			
Trade and other payables	13	92,341	82,055
Borrowings	12	7,673	4,687
Current tax payable	14	3,849	796
Lease liabilities	7b	134	127
Deferred income	12b	923	1,114
		104,920	88,779
Total liabilities		136,205	126,109
Total Equity and Liabilities		167,984	148,966

The unaudited financial statements and notes on pages 3 to 28 were approved by the directors on 29th Jan, 2025 and signed on its behalf by:



Nassib Raffoul
Managing Director
 FRC/2024/PRO/DIR/003/551851



Chadzimura Mathew
Finance Director
 FRC/2017/ICAN/000000170

HONEYWELL FLOUR MILLS PLC

Income Statement

for the period ended December 31, 2024

	Notes	Unaudited		Unaudited	
		9 Months ended		3 Months ended	
		31-Dec-24	31-Dec-23	31-Dec-24	31-Dec-23
		N'm	N'm	N'm	N'm
Revenue		277,064	123,990	97,470	44,546
Cost of sales		(248,579)	(100,510)	(88,921)	(34,043)
Gross profit		28,485	23,480	8,549	10,503
Selling and administration expenses		(8,921)	(4,081)	(3,458)	(1,545)
Net operating gains and (losses)	17	2,451	270	3,732	140
Operating profit	18	22,015	19,669	8,823	9,098
Finance cost		(3,955)	(9,414)	(1,804)	(2,874)
Finance income		2,787	1,103	2,150	348
Foreign Exchange Gain/(Loss)		(8,564)	(20,191)	(310)	(11,426)
Net finance income/(expense)		(9,732)	(28,502)	36	(13,952)
Profit/(Loss) before taxation		12,283	(8,833)	8,859	(4,854)
Taxation	14	(3,533)	(397)	(2,632)	-
Profit/(Loss) for the period		8,750	(9,230)	6,227	(4,854)
Basic Earnings per share (kobo)		110.34	(116.39)	78.52	(61.21)

HONEYWELL FLOUR MILLS PLC

ok

Statement of Comprehensive Income for the period ended December 31, 2024

	Unaudited	
	9 Months ended	
	31-Dec-24	31-Dec-23
	N'm	N'm
Profit /(Loss)for the period recognised in the income statement	8,750	(9,230)
Revaluation reserves	172	-
Total comprehensive income	8,922	(9,230)
Attributable to the owners of the company	8,922	(9,230)
Total comprehensive income for the period	8,922	(9,230)

HONEYWELL FLOUR MILLS PLC

Statement of Changes in Equity

as at December 31, 2024

	Issued share capital	Share premium account	Total share capital	Revaluation reserve	Total reserve	Retained income	Total equity
as at December 31, 2024	N'm	N'm	N'm	N'm	N'm	N'm	N'm
1-Apr-24	3,965	6,462	10,427	19,388	19,388	(6,958)	22,857
Total comprehensive income for the period	-	-	-	172	172	8,750	9,094
Dividends on ordinary share capital	-	-	-	-	-	-	-
Other movements in equity	-	-	-	-	-	-	-
31-Dec-24	3,965	6,462	10,427	19,560	19,560	1,792	31,951

as at December 31, 2023

	N'm	N'm	N'm	N'm	N'm	N'm	N'm
1-Apr-23	3,965	6,462	10,427	19,388	19,388	3,161	32,976
Total comprehensive income for the period	-	-	-	-	-	(9,230)	(9,230)
Dividends on ordinary share capital	-	-	-	-	-	-	-
Other movements in equity	-	-	-	-	-	-	-
31-Dec-23	3,965	6,462	10,427	19,388	19,388	(6,069)	23,746

HONEYWELL FLOUR MILLS PLC

Statement of Cash Flows

as at December 31, 2024

	Unaudited	
	3 Months ended	
	31-Dec-24	31-Dec-23
	N'm	N'm
Net profit/(Loss)	8,750	(9,230)
Taxation	3,533	397
Net finance costs	1,168	8,311
Finance cost	3,955	9,414
Finance income	(2,787)	(1,103)
Operating profit	13,451	(522)
Depreciation, amortisation and impairment	4,957	3,855
Changes in working capital:	(12,114)	15,908
Inventories	6,031	8,337
Trade and other current receivables	(28,244)	12,992
Trade payables and other liabilities	10,099	(5,421)
Cash flow from operating activities	5,790	19,240
Income tax paid	(479)	(730)
Net cash flow from operating activities	5,311	18,510
Interest received	2,787	1,103
Purchase of intangible assets	-	-
Purchase of property, plant and equipment	(1,676)	(1,646)
Disposal of property, plant and equipment	3,364	40
Net cash flow (used in)/from investing activities	4,475	(503)
Dividends paid on ordinary share capital	-	-
Interest paid	(3,955)	(9,414)
Net change in borrowings	(2,445)	(9,310)
Net cash flow (used in)/from financing activities	(6,400)	(18,724)
Net increase/(decrease) in cash and cash equivalents	3,386	(717)
Cash and cash equivalents at the beginning of the period	5,070	8,041
Cash and cash equivalents at the end of the period	8,456	7,324

HONEYWELL FLOUR MILLS PLC

Notes to the interim financial statements

for the period ended December 31, 2024

1 REPORTING ENTITY

Honeywell Flour Mills Plc was initially registered as Gateway Honeywell Flour Mills Limited on 21 June, 1983. A change in the Company's ownership structure led to a change of the name to Honeywell Flour Mills Limited in June, 1995. The Company was converted to a Public Liability Company in 2008. Its shares were listed on the Nigeria Stock Exchange (NSE) in 2009.

Honeywell Flour Mills Plc is a Company domiciled in Nigeria. The Company is principally engaged in the manufacturing and marketing of wheat-based products including flour, semolina, whole wheat meal, noodles and pasta.

2 BASIS OF PREPARATION

(a) Statement of compliance

These interim financial statements have been prepared in accordance with IFRS as issued by the IASB applicable to the preparation of interim financial statements, including IAS 34, Interim Financial Reporting. The interim financial statements should be read in conjunction with the annual financial statements for the year ended 31st March 2024, which have been prepared in accordance with IFRS as issued by the IASB.

(b) Basis of measurement

The financial statements have been prepared on the historical cost convention, unless otherwise stated in the accounting policies which follow and incorporate the principal accounting policies set out below.

(c) Functional and presentation currency

These financial statements are presented in the Nigerian Naira, which is the Company's functional currency. All financial information presented in Naira has been rounded to the nearest million.

(d) Use of estimates and judgements

The preparation of the financial statements in conformity with IFRS requires management to make judgements, estimates and assumptions that affect the application of accounting policies and reported amounts of assets, liabilities, income and expenses. Actual results may differ from these estimates.

Estimates and underlying assumptions are reviewed on an on-going basis. Revisions to accounting estimates are recognized in the year in which the estimates are revised and in any future years affected.

Information about critical judgements in applying accounting policies that have the most significant effect on the amounts recognized in the financial statements is included in the following notes:

- measurement of defined benefit obligations; and
- provisions and contingencies.

HONEYWELL FLOUR MILLS PLC

Notes to the interim financial statements

for the period ended December 31, 2024

3. SIGNIFICANT ACCOUNTING POLICIES

The accounting policies set out below have been applied consistently to all periods presented in these financial statements, unless otherwise indicated.

(a) Going concern

The Directors have a reasonable expectation that the Company has adequate resources to continue in operational existence for the foreseeable future. The Company continues to adopt the going concern basis in preparing its financial statements.

(b) Segment reporting

Operating segments are reported in a manner consistent with the internal reporting provided to the chief operating decision maker. The chief operating decision maker, who is responsible for allocating resources and assessing performance of the operating segments, has been identified as the Board of Directors that makes strategic decisions.

The Company business operating segments are identified by three factory locations at Apapa , Ikeja and Sagamu. The Apapa factory manufactures flour, semolina, wheat meal and brown flour while the Ikeja and Sagamu factories manufacture noodles and pasta respectively.

(c) Foreign currency transactions

Foreign currency transactions are translated into Naira using the exchange rates prevailing at the dates of the transactions or valuations where items are re-measured. Foreign exchange gains and losses resulting from the settlement of such transactions and from the translation at year-end exchange rates of monetary assets and liabilities denominated in foreign currencies are recognized in the income statement, except when deferred in other comprehensive income as qualifying cash flow hedges and qualifying net investment hedges.

Foreign exchange gains and losses that relate to borrowings and cash and cash equivalents are presented in the income statement within 'finance income or cost'. All other foreign exchange gains and losses are presented in the income statement within 'other gains / (losses) - net'.

HONEYWELL FLOUR MILLS PLC

Notes to the interim financial statements

for the period ended December 31, 2024

(d) Property, plant and equipment

Land and building held for use in the production or supply of goods or services, or for administration purposes, are stated in the statement of financial position at deemed cost at the date of transition to IFRS less accumulated depreciation and any accumulated impairment losses.

All other assets are stated at historical cost less accumulated depreciation and accumulated impairment losses. All other Property, Plant and Equipment are stated at historical cost or valuation less accumulated depreciation and impairment losses. Historical cost includes expenditure that is directly attributable to the acquisition of the items. Cost may also include transfers from equity of any gains/ losses on qualifying cash flows hedges of foreign currency purchases of Property, Plant and Equipment.

Purchased software that is integral to the functionality of the related equipment is capitalized as part of the equipment.

Subsequent costs are included in the asset's carrying amount or recognized as a separate asset, as appropriate, only when it is probable that future economic benefits associated with the item will flow to the Company and the cost can be measured reliably. The carrying amount of the replaced cost is derecognized. All other repairs and maintenance are charged to the income statement during the financial period in which they are incurred.

An item of Property, Plant and Equipment is derecognised on disposal or when no future economic benefits are expected from its use. Gains or losses on disposal or de-recognition of an item of Property, Plant and Equipment are determined by comparing the proceeds from disposal with the carrying amount of Property, Plant and Equipment, and are recognized in income statement.

Depreciation is provided on components that have homogenous useful lives by using the straight line method so as to depreciate the initial cost down to the residual value over the estimated useful lives. The useful lives are as follows:

Buildings	20 - 60 years
Office Furniture and Equipment	2 - 10 years
Plant and Machinery	2 - 25 years
Motor Vehicles	4 years
Leasehold land	Over the lease term period
Land	Not depreciated

Assets residual values and useful lives are reviewed and adjusted if appropriate, at the end of each reporting date.

Where an indication of impairment exists, an asset's carrying amount is written down immediately to its recoverable amount, if the asset's carrying amount is greater than its estimated recoverable amount. The gain or loss arising on the disposal or retirement of an asset is determined as the difference between the sales proceeds and the carrying amount of the asset and is recognized in the income statement for the period.

(e) Intangible assets

(i) Computer Software

Acquired computer software licenses are capitalized on the basis of the costs incurred to acquire and bring to use the specific software. These costs are amortized over their estimated useful lives. Costs associated with maintaining computer software programmes are recognized as expenses incurred. Development costs that are directly attributable to the design and testing of identifiable and unique software products controlled by the Company are recognized as intangible assets when the following criteria are met:

HONEYWELL FLOUR MILLS PLC

Notes to the interim financial statements

for the period ended December 31, 2024

- it is technically feasible to complete the software product and use or sell it;
- management intends to complete the software product and use or sell it;
- there is an ability to use or sell the software product;
- it can be demonstrated how the software product will generate probable future economic benefits;
- adequate technical, financial and other resources to complete the development and use or sell the software product are available; and
- the expenditure attributable to the software product during its development can be reliably measured.

Directly attributable costs that are capitalized as part of the software product include the software development employee costs and an appropriate portion of relevant overheads. Other development expenditure that do not meet these criteria are recognized as expenses as incurred. Development costs previously recognized as an expense are not recognized as an asset in a subsequent period.

Computer software development costs recognized as assets are amortized over their estimated useful lives.

(ii) *Amortisation of Intangible assets*

Intangible assets are amortized on a straight line basis in the income statement over their estimated useful lives, from the date that they are available for use. The estimated useful life of computer software for the current and comparative years is between 2 to 10 years. Amortization methods, useful lives and residual values are reviewed at each reporting date and adjusted for if appropriate.

(f) **Financial assets**

(i) **Classification**

The Company classifies its financial assets in the following categories: at fair value through profit or loss, loans and receivables, and available for sale. The classification depends on the purpose for which the financial assets were acquired. Management determines the classification of its financial assets at initial recognition.

- *Financial assets at fair value through profit or loss*

Financial assets at fair value through profit or loss are financial assets held for trading. A financial asset is classified in this category if acquired principally for the purpose of selling in the short term. Derivatives are also categorized as held for trading unless they are designated as hedges. Assets in this category are classified as current assets if expected to be settled within 12 months; otherwise, they are classified as non-current.

- *Loans and receivables*

Loans and receivables are non-derivative financial assets with fixed or determinable payments that are not quoted in an active market. They are included in current assets, except for maturities greater than 12 months after the end of the reporting period. These are classified as non-current assets. the Company's loans and receivables comprise trade and other receivables and cash and cash equivalents in the statement.

- *Available-for-sale financial assets*

Available-for-sale financial assets are non-derivatives that are either designated in this category or not classified in any of the other categories. They are included in non-current assets unless the investment matures or management intends to dispose of it within 12 months of the end of the reporting period.

HONEYWELL FLOUR MILLS PLC

Notes to the interim financial statements

for the period ended December 31, 2024

(ii) **Recognition and measurement**

Regular purchases and sales of financial assets are recognized on the trade-date, the date on which the Company commits to purchase or sell the asset. Investments are initially recognized at fair value plus transaction costs for all financial assets not carried at fair value through profit or loss. Financial assets carried at fair value through profit or loss are initially recognized at fair value, and transaction costs are expensed in the income statement. Financial assets are derecognized when the rights to received cash flows from the investments have expired or have been transferred and the Company has transferred substantially all risks and rewards of ownership. Available-for-sale financial assets and financial assets at fair value through profit or loss are substantially carried at fair value. Loans and receivables are subsequently carried at amortized cost using the effective interest method.

Gains or losses arising from changes in the fair value of the financial assets at fair value through profit or loss category are presented in the income statement within 'other (losses) / gains - not in the period in which they arise. Dividend income from financial assets at fair value through profit or loss is recognized in the income statement as part of other income when the Company's right to receive payments is established. Changes in the fair value of monetary and non-monetary securities classified as available for sale are recognized in other comprehensive income. When securities classified as available for sale are sold or impaired, the accumulated fair value adjustments recognized in equity are included in the income statement as 'gains and losses from investment securities'.

Interest on available-for-sale securities calculated using the effective interest method is recognized in the income statement as part of other income. Dividends on available-for-sale equity instruments are recognized in the income statement as part of other income when the Company's right to receive payments is established.

(iii) **Offsetting financial instruments**

Financial assets and liabilities are offset and the net amount reported in the statement of financial position when there is a legally enforceable right to offset the recognized amounts and there is an intention to settle on a net basis or realize the asset and settle the liability simultaneously.

(iv) **Impairment of financial assets**

The Company assesses at the end of each reporting period whether there is objective evidence that a financial asset or group of financial assets is impaired. A financial asset or a group of financial assets is impaired and impairment losses are incurred only if there is objective evidence of impairment as a result of one or more events that occurred after the initial recognition of the asset (a 'loss event') and that loss events (or events) has an impact on the estimated future cash flows of the financial asset or Company of financial assets that can be reliably estimated. The criteria that the company uses to determine that there is objective evidence of an impairment loss include:

- significant financial difficulty of the issuer or obligor;
- a breach of contract, such as a default or delinquency in interest or principal payments;
- the company, for economic or legal reasons relating to the borrower's financial difficulty, granting to the borrower a concession that the lender would not otherwise consider;

HONEYWELL FLOUR MILLS PLC

Notes to the interim financial statements

for the period ended December 31, 2024

- it becomes probable that the borrower will enter bankruptcy or other financial reorganization;
- the disappearance of an active market for that financial asset because of financial difficulties; or
- observable data indicating that there is a measurable decrease in the estimated future cash flows from a portfolio of financial assets since the initial recognition of those assets, although the decrease cannot yet be identified with the individual financial assets in the portfolio, including
- adverse changes in the payment status of borrowers in the portfolio; and national or local economic conditions that correlates on the assets in the portfolio.

The Company first assesses whether objective evidence of impairment exists. For loans and receivables category, the amount of the loss is measured as the difference between the asset's carrying amount and the present value of estimated future cash flow (excluding future credit losses that have not been incurred) discounted at the financial asset's original effective interest rate. The carrying amount of the asset is reduced and the amount of the loss is recognised in the income statement. If a loan or held-to-maturity investment has a variable interest rate, the discount rate for measuring any impairment loss is the current effective interest rate determined under the contract.

As a practical expedient, the company may measure impairment on the basis of an instrument's fair value using an observable market price. If in an subsequent period, the amount of the impairment loss decreases and the decrease can be related objectively to an event occurring after the impairment was recognised (such as an improvement in the debtor's credit rating), the reversal of the previously recognised impairment loss is recognized in the income statement.

(v) **Impairment of non - financial assets**

Assets that have an indefinite useful life - for example, goodwill or intangible assets not ready for use - are not subject to amortisation and are tested annually for impairment. Assets that are subject to amortization are reviewed for impairment whenever events or changes in circumstances indicate that the carrying amount may not be recoverable. An impairment loss is recognized for the amount by which the asset's carrying amount exceeds its recoverable amount. The recoverable amount is the higher of an asset's fair value less costs to sell and value in use. For the purposes of assessing impairment, assets are tested at the lowest levels for which there are separately identifiable cash flows (cash-generating units). Non-financial assets other than goodwill that suffered impairment are reviewed for possible reversal of the impairment at each reporting date.

(g) **Inventories**

Inventories are stated at the lower of cost and estimated net realizable value. Costs comprise direct materials costs and where applicable, direct labour costs and those overheads that have been incurred in bringing the inventories to their present location and condition. Cost is calculated using the weighted average method. Net realizable value represents the estimated selling price less all estimated costs of completion and costs to be incurred in marketing, selling and distribution.

Spare parts and servicing equipment are usually carried as inventory and recognized in profit or loss as consumed. However, major spare parts and stand-by equipment qualify as property, plant and equipment when the Company expects to use them during more than one period. Similarly, if the spare parts and servicing equipment can be used only in connection with an item of property, plant and equipment, they are accounted for as property, plant and equipment. Such classified spares are depreciated as property, plant and equipment over the useful life on a straight line basis.

HONEYWELL FLOUR MILLS PLC

Notes to the interim financial statements

for the period ended December 31, 2024

(h) Trade receivables

Trade receivables are recognized initially at fair value and subsequently measured at amortized cost using the effective interest rate method, less provision for impairment. The collectability of trade receivables is reviewed on an ongoing basis. A provision for impairment of trade receivables is established when there is objective evidence that the Company will not be able to collect all amounts due, according to the original terms of the receivables. The amount of the provision is the difference between the asset's carrying amount and the present value of estimated future cash flows. The amount of the provision is recognized in the income statement.

(i) Research and development

Research and development expenditure is charged against profits in the year in which it is incurred, unless it meets the criteria for capitalisation set out in IAS 38 'Intangible assets'.

(j) Cash, cash equivalents and bank overdrafts

Cash, cash equivalents and bank overdrafts includes cash at bank and in hand plus short-term deposits less overdrafts. Short-term deposits have a maturity of less than three months from the date of acquisition. Bank overdrafts are repayable on demand and form an integral part of the Company's cash management.

(k) Borrowings

Interest-bearing bank loans and overdrafts are recorded at the proceeds received, net of direct issue costs. Finance charges, including premiums payable on settlement or redemption and direct issue costs, are accounted for on an accruals basis through the income statement using the effective interest method and are added to the carrying amount of the instrument to the extent they are not settled in the period in which they arise.

(l) Trade payables

Trade payables are obligations to pay for goods or services that have been acquired in the ordinary course of business from suppliers. Accounts payable are classified as current liabilities if payments is due within one year or less. If not, they are presented as non-current liabilities. Trade payables are recognized initially at fair value and subsequently measured at amortised cost using the effective interest method.

HONEYWELL FLOUR MILLS PLC

(m) **Investments**

Investments are classified as either held-to-maturity, held-for-trading, loans and receivables or available-for-sale. Held-to-maturity investments and loans and receivables are measured at amortised cost. Held-for-trading and available-for-sale investments are measured at fair value. Where securities are held-for-trading purposes, gains and losses arising from changes in fair value are included in the income statement for the period. For available-for-sale investments, gains and losses arising from changes in fair value are recognised directly in equity, until the security is disposed of or is determined to be impaired, at which time the cumulative gain or loss previously recognised in equity is included in the income statements for the period.

(n) **Provisions**

Provisions are recognised when the Company has a present legal or constructive obligation as a result of a past event, and it is probable that the Company will be required to settle that obligation and the amount has been reliably estimated. Provisions for restructuring costs are recognised when the Company has a detailed formal plan for the restructuring that has been communicated to affected parties. Provisions are not recognised for future operating losses.

Provisions are measured at the present value of the expenditures expected to be acquired to settle the obligation using a pre-tax rate that reflects current market assessments of the time value of money and risks specific to the obligation. The increase in the provision due to passage of time is recognised as interest expense.

HONEYWELL FLOUR MILLS PLC

Notes to the interim financial statements

for the period ended December 31, 2024

(o) **Tax**

Income tax expense represents the sum of current tax expense and deferred tax expense. Current tax and deferred tax are recognised in income statement except to the extent that it relates to a business combination, or items recognised directly in equity or in other comprehensive income.

(i) **Current tax**

Current tax is the expected tax payable or receivable on the taxable income or loss for the year, using tax rates statutorily enacted at the reporting date, and any adjustment to tax payable in respect of previous years. The Company is subject to the following types of current income tax:

- Companies Income tax - This relates to tax on revenue and profit generated by the company during the year, to be taxed under the Companies Income Tax Act Cap C21, LFN 2004 as amended to date.
- Tertiary Education tax - Tertiary education tax is based on assessable income of the Company and is governed by the Tertiary Education Trust Fund (Establishment) Act LFN 2011.

(ii) **Deferred tax**

Deferred tax is recognised in respect of temporary differences between the carrying amount of assets and liabilities for financial reporting purposes and the amounts used for taxation purposes. Deferred tax is not recognised for:

- Taxable temporary differences arising on the initial recognition of goodwill.

The measurement of deferred tax reflects the tax consequences that would follow the manner in which the Company expects, at the end of the reporting period, to recover or settle the carrying amounts of its assets and liabilities. For investment property that is measured at fair value, the presumption that the carrying amount of the investment property will be recovered through sale has not been rebutted.

Deferred tax is measured at the tax rates that are expected to be applied to temporary differences when they reverse, using tax rates enacted or substantively enacted at the reporting date.

Deferred tax assets and liabilities are offset if there is a legally enforceable right to offset current tax liabilities and assets, and they relate to taxes levied by the same tax authority on the same taxable entity, or on different tax entities, but they intend to settle current tax liabilities and assets on a net basis or their tax assets and liabilities will be realized simultaneously.

A deferred tax asset is recognised for unused tax losses, tax credits and deductible temporary differences to the extent that it is probable that future taxable profits will be available against which they can be utilised. Deferred tax assets are reviewed at each reporting date and are reduced to the extent that it is no longer probable that the related tax benefits will be realized.

HONEYWELL FLOUR MILLS PLC

Notes to the interim financial statements

for the period ended December 31, 2024

(iii) **Tax exposures**

In determining the amount of current and deferred tax, the Company takes into account the impact of uncertain tax positions and whether additional taxes and interest may be due. This assessment relies on estimates and assumptions and may involve a series of judgements about future events. New information may become available that causes the Company to change its judgement regarding the adequacy of existing tax liabilities; such changes to tax liabilities will impact tax expenses in the period that such determination is made.

(p) **Employee benefits**

(i) **Defined benefit plan**

The defined benefit plan defines an amount of gratuity the employee will receive on retirement, dependent on date of employment, year of service and compensation. The defined benefit plan is being accounted for using the projected unit method that considers the rate of inflation, the degree of salary increases of employees, the retirement age among other factors.

The liability recognised in the balance sheet in respect of defined benefit pension plan is the present value of the defined benefit obligation at the end of the reporting period less the fair value of plan assets, together with adjustments for unrecognised past service costs. The defined benefit obligation is calculated annually by independent actuaries using the projected unit credit method. The present value of the defined benefit obligation is determined by discounting the estimated future cash outflow flows using market rates on Government Bonds.

Actuarial gains and losses arising from experience adjustments and changes in actuarial assumptions are charged or credited to equity in other comprehensive income in the period in which they arise. Past service costs are recognised immediately in income statement. This plan was discontinued last financial year.

(ii) **Defined contribution scheme**

The Company operates a defined contribution plan which is funded by contributions from the Company and the employees. The Company's contribution is recognised as employee benefit expenses and charged to the income statement. The contributions of both the company and the employees are paid on a monthly basis to a pension fund administrator. The Company has no legal or constructive obligation to pay further contributions if the pension fund administrator does not hold sufficient assets to pay all employees the benefits relating to employee service in the current and prior periods. The contributions are recognised as employee benefit expenses when they are due.

(iii) **Short-term employee benefit**

Short-term employee benefit obligations are measured on an undiscounted basis and are expensed as the related service is provided.

A liability is recognised for the amount expected to be paid under short-term cash bonus or profit sharing plan if the Company has a present legal or constructive obligation to pay this amount as a result of past services provided by the employee, and the obligation can be estimated reliably.

HONEYWELL FLOUR MILLS PLC

Notes to the interim financial statements

for the period ended December 31, 2024

(q) **Revenue recognition**

Revenue comprises the fair value of the consideration received or receivable for the sale of goods and services in the ordinary course of the Company's activities. Revenue is shown net of value-added tax, returns, rebates and discounts.

The Company recognises revenue when the amount of revenue can be reliably measured, it is probable that future economic benefits will flow to the entity and specific criteria have been met for each of the Company's activities as described below:

i) **Sale of goods**

The Company manufactures and sells a range of products to the distributors and dealers. Sale of goods are recognised when the Company has delivered product to the customers and there is no unfulfilled obligation that could affect the customers' acceptance of the products. Delivery does not occur until the products have been shipped to the specified locations; the risks of obsolescence and loss have been transferred to the customers and either the customers have accepted the products in accordance with the sales contract, or the company has objective evidence that all criteria for acceptance have been satisfied.

The products are often sold with discounts and rebates. Sales are recorded based on the price specified on the sales invoice net of the discounts, rebates and returns at the time of sale.

Sales are also recognised when the customer self-collect the product directly at the Company premises during which the risks and rewards of ownership passes to the customer at the point of loading after the customer's delivery truck leaves the company premises.

No element of financing is deemed present where sales are made on agreed credit terms which are consistent with the market practice.

ii) **Interest income**

Interest income is recognised using the effective interest rate method. When a loan and receivable is impaired, the Company reduces the carrying amount to its recoverable amount, being the estimated future cash flow discounted at the original effective interest rate of the investment, and continues unwinding the discount as interest income. Interest income on impaired loan and receivables are recognised using the original effective interest rate.

(r) **Dividend distribution**

Dividend distribution to the Company's shareholders is recognised as a liability in the company's financial statements in the period in which the dividends are approved by the Company's shareholders. Dividends are recognised once paid.

(s) **Earnings per share**

The Company presents earnings per share (EPS) data for its ordinary shares. EPS is calculated by dividing the profit or loss attributable to ordinary shareholders of the Company by the number of ordinary shares outstanding during the year.

(t) **Share capital**

The Company has only one class of shares - ordinary shares which are classified as equity. When new shares are issued, they are recorded in share capital at their par value. The excess of the issue price over the par value is recorded in the share premium reserve.

Incremental costs directly attributable to the issue of ordinary shares are recognised as a deduction from equity, net of any tax effects.

HONEYWELL FLOUR MILLS PLC

HONEYWELL FLOUR MILLS PLC

Notes to the interim financial statements

for the period ended December 31, 2024

4 **Risk management**

Risk management is inherent in the business operations of the Company. Management has set up processes and systems to identify, assess, monitor and control business risks including the following :-

(a) **Credit risk**

This refers to the risk that a trade debtor will default by failing to make payments in accordance with the agreed credit terms and conditions. The possible impact of the credit risk is poor Account Receivable assets quality arising from high level of bad and doubtful debts and possible impairment of shareholders' funds. The carrying amount of financial assets represents the maximum credit exposure.

Mitigating Measures

- Credit application follows rigorous and extensive credit review and approval process.
- All credits are secured by insurance or bank bonds.
- Once conditions precedent to credit utilization are met by the customer, the approved credit is updated, monitored and controlled by the ERP on real times basis in accordance to credit terms.
- Credit utilization report are prepared and monitored on a daily basis.

b) **Liquidity risk**

This refers to the risk of company's inability to finance its operation and meet its obligation when they become due without incurring unacceptable losses. Liquidity risk includes the inability to manage unplanned decreases or changes in funding sources.

Mitigating Measures

- Efficient and effective working capital management.
- Efficient Naira facility management
- Efficient funds management to eliminate idle funds, meet obligations as they fall due and reduce interest expenses to the minimum level.
- Liquidity and working capital management reports are prepared and monitored on daily basis.
- The Treasury Department is well structured and equipped under the management of a very experienced and well trained team.

c) **Market risk**

Market risk is the risk of financial loss due to the change in value of the market risk factors. The Company is faced with the following market risk factors.

- Interest rate risk:- The risk that interest rate will change adversely at the money market.
- Foreign exchange risk:- The risk that foreign exchange rates will fluctuate unfavorably at the foreign exchange market.
- Commodity risk:- The risk that wheat prices will significantly increase at the international commodity markets.

HONEYWELL FLOUR MILLS PLC

Notes to the interim financial statements

for the period ended December 31, 2024

Mitigating Measures

- Efficient management of exchange and interest rate risks including generation of relevant risk management reports for the monitoring and review on a daily and weekly basis.
- Monitor the money, capital and foreign exchange markets including micro and macroeconomic environment on a daily basis.
- Efficient management of the commodity risk by the Logistics and Supplies Department with a full-fledged experienced and well trained Team in the area of wheat dynamics and procurement strategies.
- We monitor price dynamics and changes at the relevant Commodity Exchange Boards on a real time basis and take proactive decisions on a timely basis.
- The commodity risk affects the global milling industry as the wheat prices are determined at the international commodity markets. We usually increase product price in response to global volatility in wheat prices in order to recover some portion of the rise in wheat prices .

d) Operational risk

This relates to the risk of loss resulting from inadequate or failed internal processes, controls, procedures, people, and systems. Operational risk is inherent in the business activities. These include risk of inadequate haulage partners required to achieve the company's objectives in terms of sales volume and profit; risk of wastages, downtime and other associated losses arising from inefficient plant operations; risk of breakdown of ERP and IT infrastructure or outright loss of critical operational/business data and information; risk of loss of company assets due to unexpected disaster which may affect business operations; risk of breakdown of internal control systems and misstatement of financial statements.

Mitigating Measures

- Efficient and effective maintenance culture to prevent down time and inefficient production operations.
- Control activities are an integral part of the company's day to day operations and are defined at every business area.
- Existence of robust ERP and comprehensive computerisation of internal business processes, systems and procedures.
- Existence of robust IT business continuity and disaster recovery programmes
- All insurable business risks are assessed, identified and adequately covered/insured.
- Existence of documented standard operating procedures for all business activities.
- All key positions have a minimum of one under-study who can assume the roles immediately with minimum support, and eventually grow into the position.
- We continually train talents to meet our future skill requirements.
- Continuous recruitment of qualified haulage contractors to meet corporate requirements and prevent shortage of delivery trucks. We also acquired and managed some of our delivery trucks e.g bulk flour loading trucks.
- We also have a strong, active and experienced Internal Audit Team. Internal Audit Reports highlighting control weaknesses are presented periodically to Management and Board Audit Committee.

HONEYWELL FLOUR MILLS PLC

Notes to the interim financial statements

for the period ended December 31, 2024

- The company's internal control and risk management systems ensure that material errors or inconsistencies in the financial statements are identified and corrected. Financial Statements are prepared in accordance with accounting standards and policies.
- Financial statements are prepared periodically on monthly and quarterly basis for the review of the Management and the Board. Performance are monitored and compared with budgets.

5 **Corporate governance**

Honeywell Flour Mills Plc is committed to the best practices and principle of Corporate Governance. The Company is a member of the Society for Corporate Governance in Nigeria, and has successfully completed the Corporate Governance Rating System assessment a joint initiative of the Nigerian Stock Exchange (NSE) and the Convention on Business Integrity. Its business is conducted in a fair, honest and transparent manner, which conforms to SEC's Code of Corporate Governance.

a) **Policy**

In Keeping up with its practice of adhering to best corporate governance standards. Honeywell Flour Mills Plc has put in place policy which protect the interest of its customers and stakeholders:

i) **Security Trading Policy**

In compliance with Rule 17.15 (Issuer Rules) of the NSE's Rule Book (2015) and Section 14 of the Amendment to the Listing Rules of the Nigerian Stock Exchange, Honeywell Flour Mills plc has in place a Security Trading Policy.

During the quarter under review, the Directors, person discharging managerial responsibility and Adviser of the Honeywell Flour Mills Plc and their connected persons complied with the Nigerian Stock Exchange Rules relating to securities transactions and provision of the Company policy on insider trading.

HONEYWELL FLOUR MILLS PLC

Notes to the Interim Financial Statements

6.Intangible assets

	Unaudited	Audited
	31-Dec-24	31-Mar-24
	N'm	N'm
	Software	Software
Cost		
opening	376	376
Additions	-	
Modifications	(80)	-
Disposals		
closing	296	376
Amortisation		
opening	284	214
Amortisation for the year	41	70
Modifications	(80)	
Disposals		-
closing	245	284
Net Carrying Amount	51	92

HONEYWELL FLOUR MILLS PLC

Notes to the Interim Financial Statements

7. Property, plant and equipment

	Unaudited						
	Land N'm	Buildings N'm	Plant and Machinery N'm	Motor Vehicle N'm	Furniture & Equipment N'm	Construction in Progress N'm	Total N'm
Cost/Valuation							
01-Apr-24	9,858	30,096	77,496	2,399	1,010	-	120,859
Additions	-	623	976		77		1,676
Disposals	(1,358)	(3,223)	(1,189)				(5,770)
Other adjustments/reclassifications							-
31-Dec-24	8,500	27,496	77,283	2,399	1,087	-	116,765
Depreciation							
01-Apr-24	-	(7,099)	(30,142)	(1,845)	(755)	-	(39,841)
Depreciation charge for the period		(488)	(4,055)	(134)	(152)		(4,829)
Disposals		1,595	811				2,406
31-Dec-24	-	(5,992)	(33,386)	(1,979)	(907)	-	(42,264)
Net Carrying Amount	8,500	21,504	43,897	420	180	-	74,501

	Audited						
	Land N'm	Buildings N'm	Plant and Machinery N'm	Motor Vehicle N'm	Furniture & Equipment N'm	Construction in Progress N'm	Total N'm
Cost/Valuation							
01-Apr-23	9,857	29,643	75,193	2,522	1,009	904	119,128
Additions		115	1,203	-	1	534	1,853
Other adjustments/Reclassification/transfers		338	1,100			(1,438)	-
Disposals				(123)			(123)
31-Mar-24	9,857	30,096	77,496	2,399	1,010	-	120,858
Depreciation							
01-Apr-23	-	(6,398)	(25,359)	(1,769)	(642)	-	(34,168)
Depreciation charge for the period		(701)	(4,783)	(187)	(113)		(5,784)
Disposals				111			111
31-Mar-24	-	(7,099)	(30,142)	(1,845)	(755)	-	(39,841)
Net Carrying Amount	9,857	22,997	47,354	554	255	-	81,017

HONEYWELL FLOUR MILLS PLC

7b. Right of use assets

	Unaudited 31-Dec-24	Audited 31-Mar-24
Cost	N'm	N'm
At 1 April 2024	873	-
Additions		933
Prepaid lease		-
Modifications		(60)
Balance as at end of period	873	873
Accumulated depreciation		
At 1 April 2024	(151)	(143)
Depreciation charged	(23)	(47)
Modifications		39
Balance as at end of period	(174)	(151)
Carrying Amount	699	722

Lease liabilities

	Unaudited 30-Sep-24	Audited 31-Mar-24
	N'm	N'm
At 1 April 2024	857	825
Additions		-
Modifications		(42)
Interest expenses	87	120
	944	903
Less: Payment	(101)	(46)
	843	857
Analysed into:		
Non-current liabilities	709	730
Current liabilities	134	127
	843	857

HONEYWELL FLOUR MILLS PLC

Notes to the Interim Financial Statements

	Unaudited 31-Dec-24 N'm	Audited 31-Mar-24 N'm
8. Inventories		
Inventories		
Raw and packaging materials	13,846	31,619
Work-in-progress	471	572
Finished goods	4,142	2,018
Consumables and maintenance spares	5,687	4,083
Goods in transit	23,269	14,752
Inventory write down	(949)	(547)
	46,466	52,497

9. Trade and other current receivables

Trade receivables	4,128	2,361
Receivables due from related party companies	-	9
Other receivables	5,829	31
	9,957	2,401

10. Prepayments

Prepaid Import Duty and Others	6,061	880
Advance Payment to Vendors	1,351	779
Deposit for FX relating to forward and futures contracts	23,066	5,508
	27,855	7,167

11. Cash and cash equivalent

Cash and cash equivalents

Cash in hand	-	-
Bank balances	8,068	4,729
Short Term Deposit	388	341
Cash and Deposits	8,456	5,070

Cash and cash equivalents reconciliation to the cash flow statement

Cash and cash equivalents per balance sheet	8,456	5,070
Less: bank overdrafts	-	-
Cash and cash equivalents per cash flow statement	8,456	5,070

HONEYWELL FLOUR MILLS PLC

Notes to the Interim Financial Statements

12. Borrowings

	Unaudited		
	Current N'm	Non-Current N'm	Total N'm
as at December 31, 2024			
Bank loans and overdrafts	7,673	23,452	31,125
Import finance facilities			-
	7,673	23,452	31,125

	Audited		
	Current N'm	Non-Current N'm	Total N'm
as at March 31, 2024			
Bank loans and overdrafts	4,687	28,883	33,570
Import finance facilities	-	-	-
	4,687	28,883	33,570

12b. Deferred income

	Unaudited	Audited
	as at	as at
	31-Dec-24	31-Mar-24
	N'm	N'm
Non -Current Liabilities	1,625	2,229
Current Liabilities	923	1,114
	2,548	3,343

HONEYWELL FLOUR MILLS PLC

Notes to the Interim Financial Statements

	<u>Unaudited</u>	<u>Audited</u>
	31-Dec-24	31-Mar-24
	N'm	N'm

13. Trade payables and other current liabilities

Due within one year		
Trade payables	10,687	2,871
Unclaimed dividend	481	341
Accruals and other payables	32,733	22,230
Deposit by customers	11,653	10,509
Pension and sundry taxes	650	879
Due to related parties	36,137	45,225
	92,341	82,055

14 Taxation

Tax charge in income statement

Tax payable

At 1 April	796	787
Charge for the period	3,532	739
Under provision in prior year	-	-
	4,328	1,526
Charge for the period (Payment during the period)	(479)	(730)
At closing	3,849	796

Gross movement in deferred tax during the quarter

At 1 April		5,343	5,343
Income statement charge		-	-
At closing	27	5,343	5,343

HONEYWELL FLOUR MILLS PLC

Notes to the Interim Financial Statements

	<u>Unaudited</u>	<u>Audited</u>
	3 months ended	12 Months
	<u>31-Dec-24</u>	<u>31-Mar-24</u>
15 Equity	N'm	N'm
Consolidated statement of changes in equity		
Equity at 1 April	22,857	32,976
Total comprehensive income for the year	9,094	(10,119)
Dividends on ordinary capital	-	-
Equity at closing	<u>31,951</u>	<u>22,857</u>

16 .Share capital

	September 30 2024	
	Number	Amount
	in millions	N'm
Authorised share capital		
Ordinary shares of 50k each	8,000	4,000
Total authorised share capital	8,000	4,000
Issued and fully paid:		
Ordinary shares of 50k each	7,930	3,965
Total Issued share capital	7,930	3,965
Total Issued share capital	7,930	3,965

Issued

Ordinary	3,965	3,965
Share premium	6,462	6,462
	<u>10,427</u>	<u>10,427</u>

HONEYWELL FLOUR MILLS PLC

Notes to the Interim Financial Statements

17. Net operating gains and (losses)

	9 Months ended		3 Months ended	
	31-Dec-24	31-Dec-23	31-Dec-24	31-Dec-23
	N'm	N'm	N'm	N'm
Sundry (loss)/income	2,438	270	3,729	140
Profit /(loss) on disposal of fixed assets	13	-	3	-
	2,451	270	3,732	140

18. Segment information

for the period ended December 31, 2024	Apapa	Sagamu	Total
	N'm	N'm	N'm
Revenue	198,216	78,848	277,064
Cost of sales	(175,208)	(73,371)	(248,579)
Gross profit	23,008	5,477	28,485
Net Operating Gains/Losses	2,449	2	2,451
Administrative Expenses	(6,382)	(2,539)	(8,921)
Segment operating (loss)/profit	19,075	2,940	22,015

for the period ended December 31, 2023	Apapa	Sagamu	Total
	N'm	N'm	N'm
Revenue	95,530	28,460	123,990
Cost of sales	(76,298)	(24,212)	(100,510)
Gross profit	19,232	4,248	23,480
Other income	208	62	270
Selling and admin expenses	(3,144)	(937)	(4,081)
Segment operating (loss)/profit	16,296	3,373	19,669